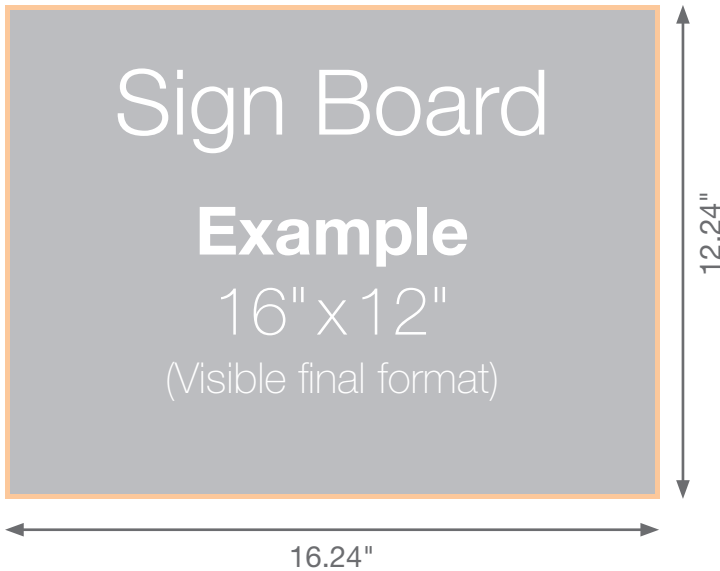






Dimensions of the print data

The format of 16" x 12" is used as an example. If you have selected a different format on the product page (please note the paragraph "Print dimensions" in the description – for example 20" x 20" or 47" x 16"), please use these dimensions to create your printing files.



Summary

-  File format incl. 0.12" bleed
Example: 16.24" x 12.24"
-  Visible final format
Example: 16" x 12"

Important

Please create the data **without** trim and crop marks. Further information can be found on [page 3](#)

Examples and recommendation

File format to be created

Create your chosen print size (see product page) incl. circumferential bleed of 0.12".

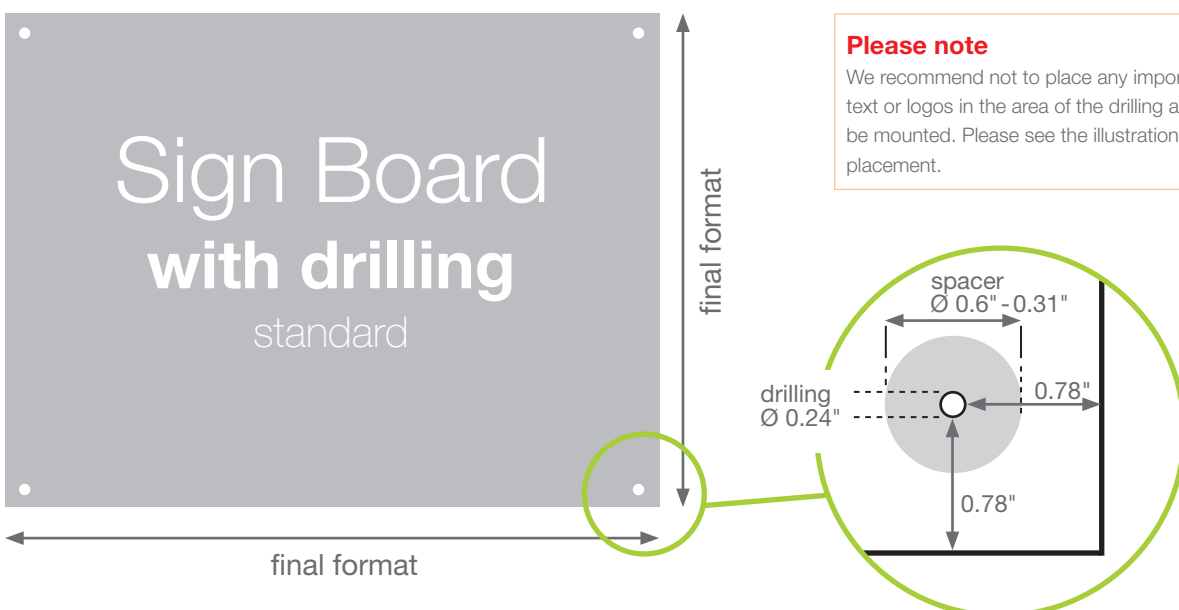
- Example: 16" x 12" = 16.24" x 12.24"
- Example: 20" x 20" = 20.24" x 20.24"



Standard drilling (if chosen)

If you ordered a sign board with drilling, the following specifications apply. Spacer and caps can be acquired as accessory.

If you wish for custom drilling, please leave a message in the comment's field when ordering or inform us via E-mail at auftrag@werbcenter-berlin.de. Please follow the instructions described in this guideline on [page 2](#).



Please note

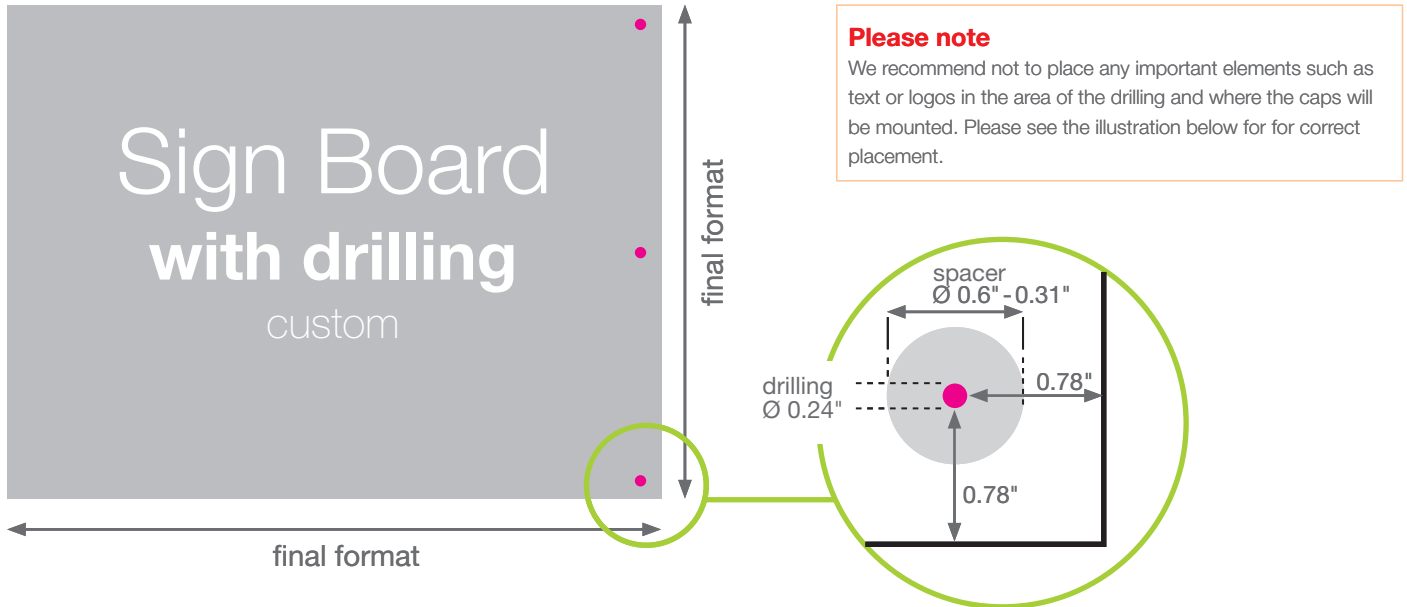
We recommend not to place any important elements such as text or logos in the area of the drilling and where the caps will be mounted. Please see the illustration below for correct placement.



Custom drilling (if chosen)

If you wish for custom drilling, please leave a message in the comment's field when ordering or inform us via E-mail at auftrag@werbcenter-berlin.de. The drill marks have to be placed by the following standards:

Shape: circle Color: 100% magenta spot color named "drilling" Size \varnothing : 0.2"




Spacer and caps


Spacer, screws, caps and screw anchors can be purchased separately as accessory.

The set includes

- 1x screw anchor M 6
- 1x spacer \varnothing 0.07"
- 1x screw M 4,5
- 1x cap \varnothing 0.07"



Other caps are available on inquiry



Example



File settings

Format:	final format or scaled (e.g. 1:2)
Resolution:	ratio 1:1 96-150 dpi ratio 1:2 192-300 dpi ratio 1:10 960-1500 dpi
Bleed:	0.12"
Crop marks:	no
Overprint:	deactivated
Fonts:	embedded or converted to paths
Do not use:	clipping paths, alpha channels, masks in TIFF / JPG



File formats

Please use:
- PDF X-3* or higher, TIFF, JPG

Do not use:
EPS, PSD, AI, CDR, INDD, PNG, PUB, DOC, DOCX, PPT, PPTX, XLS, XLSX, ODT

*important notice

Printing files can be created in a variety of different programs with different attributes. This way, numerous errors may occur: for instance missing or incorrect fonts, color anomalies, missing images etc. To avoid this **please create your data as a print-ready PDF / X-3:2002.**



Colors

Color mode: CMYK
Color profile: U.S. Web Coated (SWOP) V2,
ISO Coated v2, Coated Fogra 27 / 39

Do not use:
RGB and spot colors such as Pantone, HKS and RAL as they will be converted to CMYK. We cannot guarantee color accuracy for converted colors.



Notes

- Print and production tolerance will be 0,25%
- We can't guarantee measurements exact to 0.-inch
- Depending on color profile, print material and the use of different file formats for similar motifs, colors may vary

Please note

The mounting of sign boards has to be done by qualified staff otherwise we can't accept complaints concerning material or drilling.

File upload



Upload to our server

www.werbecenter-onlineshop.de
Please sign up for an online account and upload the files for the ordered product to your latest order.



E-mail

upload@werbecenter-berlin.de