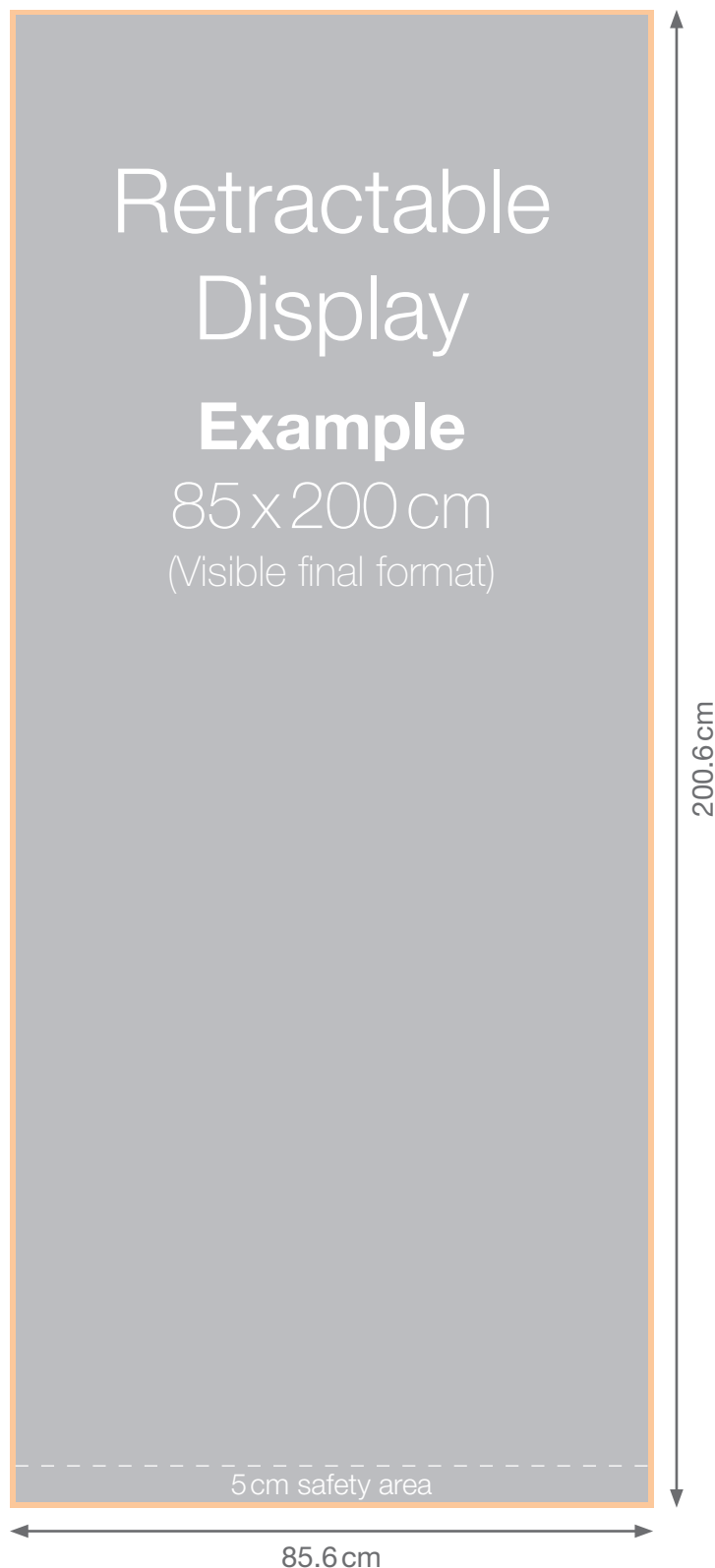






Dimensions of the print data

The format 85 x 200 cm is here used as an example. If you have selected a different format on the product page (please note the note „Print dimensions“ in the description - for example 100 x 200 cm, 120 x 225 cm, 238 x 230 cm), please use these dimensions to create your data.



Summary

 File format incl. 3 mm bleed
Example: 85.6 x 200.6 cm

 Visible final format
Example: 85 x 200 cm

Important

Please create the data **without** bleed and cropmarks.
Further information can be found on [page 2](#).

Examples and recommendation

File format to be created

Create your chosen print size (see product page) incl. circumferential trim of 3mm.

Example: 85 x 200 cm = 85.6 x 200.6 cm

Example: 120 x 225 cm = 120.6 x 225.6 cm

Extra space for the cartridge (optional)

You can also add 2 cm to the bottom of the motif for insertion into the cartridge. This serves as a bleed and should avoid white edges occur when built up the banner. (Background surfaces, colors, images please continue)

Example: 85 x 200 cm = 85.6 x 202.6 cm

Example: 120 x 225 cm = 120.6 x 227.6 cm

Our recommendation

We recommend to not place any important elements such as fonts or logos in the bottom area (starting 5 cm from below), to prevent them from getting into the cartridge or being cut off.



File settings

Format:	final format or scaled (e.g. 1:2)
Resolution:	ratio 1:1 96-150 dpi
	ratio 1:2 192-300 dpi
	ratio 1:10 960-1500 dpi
Bleed:	3mm
Crop marks:	no
Overprint:	deactivated
Fonts:	embedded or converted to paths
Do not use:	clipping paths, alpha channels, masks



File formats

Please use:
- PDF X-3* or higher, TIFF, JPG

Do not use:
EPS, PSD, AI, CDR, INDD, PNG, PUB, DOC, DOCX, PPT, PPTX,
XLS, XLSX, ODT

*important notice

These file formats can be created in a variety of different programs with different attributes. This way, numerous errors may occur: for instance missing or incorrect fonts, color anomalies, missing images etc. To avoid this **please create your data as a print-ready PDF / X-3:2002.**



Colors

Color mode: CMYK
Color profile: ISO Coated v2, Coated Fogra 27 / 39

Do not use:
RGB and spot colors such as Pantone, HKS and RAL as they will be converted to CMYK. We cannot guarantee color accuracy for converted colors.

Proof:
Color adjustments done in the RIP software or at the printer are not possible. If color accuracy is of importance, feel free to order a proof beforehand.

File upload



Upload to our server

www.werbecenter-onlineshop.de

Please sign up for an online account and upload the files for the ordered product to your latest order number.



E-mail

daten@werbecenter-berlin.de



Notes

- Print and production tolerance will be 0,25%
- We can't guarantee measurements exact to the millimeter
- Depending on color profile, file format and print material, colors may vary