

“Window film” sticker

rectangular

How to create your print file



File settings

Format:	final format or scaled (e.g. 1:2)
Resolution:	ratio 1:1 96-150 dpi ratio 1:2 192-300 dpi ratio 1:10 960-1500 dpi
Bleed:	3 mm on all sides
Crop marks:	no
Overprint:	deactivated
Fonts:	embedded or converted to paths
Do not use:	clipping paths, alpha channels, masks in PSD



File formats

Digital- and large format printing:

- PDF X-3*, TIFF, JPG, PSD (flattened to background layer), EPS*, AI*

*important notice

The file formats can be created with different programs with various attributes. That can cause numerous errors, e.g. deviation of colours, missing or incorrect fonts, missing elements etc.

To avoid such problems please create your data as a ready to print file in PDF / X-3:2002. To prevent incorrect printing, please feel free to send or upload your original file's preview (JPG) for comparison.



Colors

Color mode: CMYK
Color profile: ISO Coated v2, Coated Fogra 27/39

Do not use:

RGB and spot colors such as Pantone, HKS and RAL. They will be converted / simulated to CMYK. We cannot guarantee for color differences caused by conversion.

Proof

It is not possible to do color adjustments in the RIP software or at the printer. If color accuracy has high priority, we recommend you a proof beforehand.

The file can be created with several different versions of the color (e.g. small squares with the corresponding CMYK values).

We produce a colorbinding proof on the original material with the original colors. If necessary, you have the opportunity to adjust your file before print.



Notes

- We print and produce with a tolerance up to 0,25%, so the size could differ.
- We could not guarantee precisely sizes by millimeter.
- According to the file format, color anomalies may occur.

File upload



upload to our server

Please register in our onlineshop: www.werbecenter-onlineshop.de
When you finished the ordering process, you can upload your artwork directly in our upload-center.



e-mail

daten@werbecenter-berlin.de



by mail

Advertising & Displays
Werbecenter-Berlin GmbH
Zitadellenweg 26 B
D-13599 Berlin
Germany

“Window film” sticker

rectangular

Line thickness for lines and text

Your motif will be printed on perforated foil (hole diameter: 1.55 mm) so we recommend the following specification:

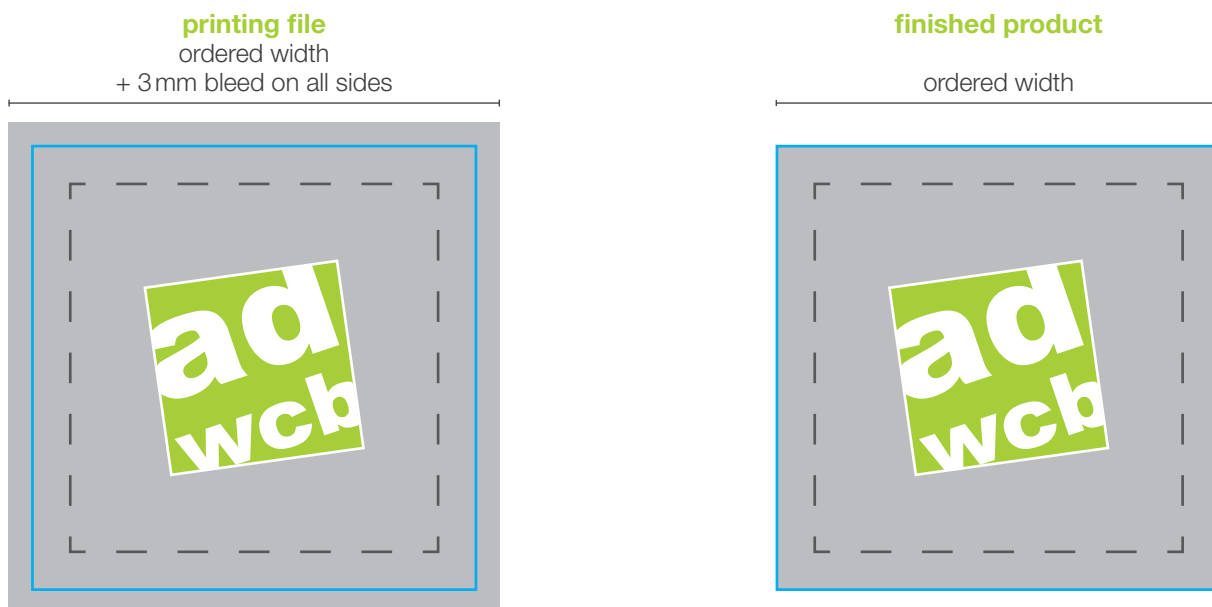
Line thickness for text and lines: 4 mm

Cap height for fonts: 15 mm

To improve readability we also recommend using high-contrast colors.

Bleed and safety distance

Please include 3 mm bleed on all sides additionally to your artwork. We don't need crop marks.



printing file incl. 3 mm bleed

Please add 3 mm bleed on all sides additionally to your artwork to prevent white gaps at the edges. The bleed will be cut off.

final size (ordered width)

The stickers will be cut rectangular.

The blue contour just shows the final size.

We don't need a cut contour.

recommended safety space 5 mm

We cannot guarantee a 100% accuracy to the cutting.

We recommend a safety space of 5 mm without logos or other important elements.

“Window film” sticker

rectangular

Division of the foil from a width of 145 cm

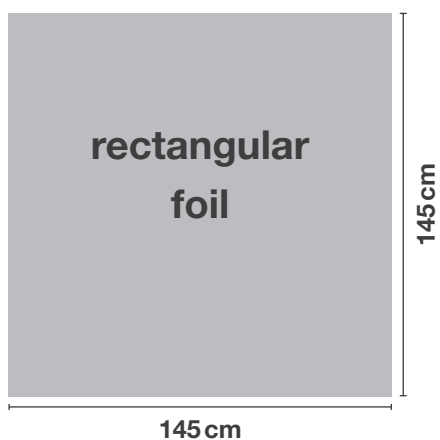
The maximum printing width is 145 cm. Up to these values the stickers are produced in one piece.

IMPORTANT

If you wish a division at a particular position, please create the data in separate segments with 5 mm overlap at the cutting position and additional 3mm bleed at all sides.

If we do not have any other information, the sticker will be divided by us in optimal separation. It will be delivered in individual parts with standardly 5 mm overlap.

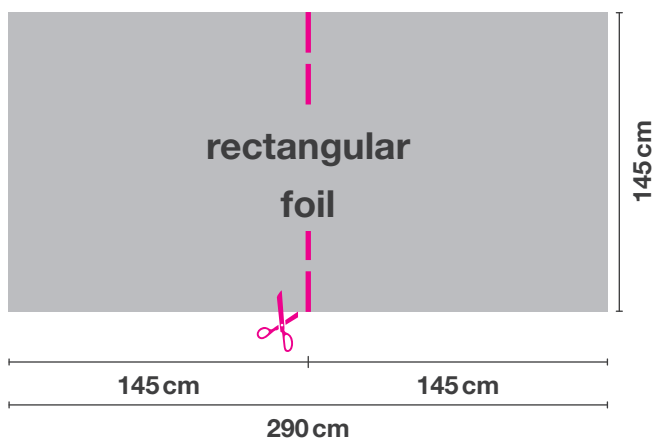
rectangular foil up to 145 cm width



✓ sticker in one piece

rectangular foil from 145 cm width

From a width of 145 cm the motif will be divided, up to this value it will be produced in one piece.



✂ sticker will be divided