

Reprint for “Outdoorflag” - Crest

all sizes

How to create your print file



File settings

Format:	final format or scaled (e.g. 1:2)
Resolution:	ratio 1:1 96-150 dpi ratio 1:2 192-300 dpi ratio 1:10 960-1500 dpi
Bleed:	no
Crop marks:	no
Overprint:	deactivated
Fonts:	embedded or converted to paths
Do not use:	clipping paths, alpha channels, masks in PSD



File formats

Digital- and large format printing:
ideally PDF X4,
for PDF X3, reduce to one layer ready for printing.*

*important notice

The file formats can be created with different programs with various attributes. That can cause numerous errors, e.g. deviation of colours, missing or incorrect fonts, missing elements etc.
To avoid such problems please create your data as a ready to print file in PDF / X-3:2002. To prevent incorrect printing, please feel free to send or upload your original file's preview (JPG) for comparison.



Colors

Color mode: CMYK
Color profile: ISO Coated v2, Coated Fogra 27 / 39

Do not use:

RGB and spot colors such as Pantone, HKS and RAL. They will be converted / simulated to CMYK. We cannot guarantee for color differences caused by conversion.

Proof

It is not possible to do color adjustments in the RIP software or at the printer. If color accuracy has high priority, we recommend you a proof beforehand.

The file can be created with several different versions of the color (e.g. small squares with the corresponding CMYK values). We produce a colorbinding proof on the original material with the original colors. If necessary, you have the opportunity to adjust your file before print.



Notes

- We print and produce with a tolerance up to 0,25%, so the size could differ.
- We could not guarantee precisely sizes by millimeter.
- According to the file format, color anomalies may occur.



Important advice

The Outdoor-flag is printed with **print-through-method that means** that the motive could be seen **mirror-inverted** on the back.

Please use the **pattern scaled 1:10** page 2 and following pages.

File upload



upload to our server

Please register in our onlineshop:
www.werbecenter-onlineshop.de
When you finished the ordering process, you can upload your artwork directly in our upload-center.

pattern for outdoorflag crest

Please open this PDF file in Adobe Illustrator.

size S

printig size

pattern (1:10) 8 x 21,3cm
finaly manufactured 64 x 198cm

hemstich

The hemstich is sewn on the back of the flag. We recommend to duplicate our motive / design / color from your artwork.

If there's no extra hem in your printing file we'll use a dominant color of your artwork for the hemstich. If you want a special color for it, please let us know with your order or via eMail.

explanation



artwork incl. bleed for hem (pattern)



We recommend not to place any objects outside of this area.



seam



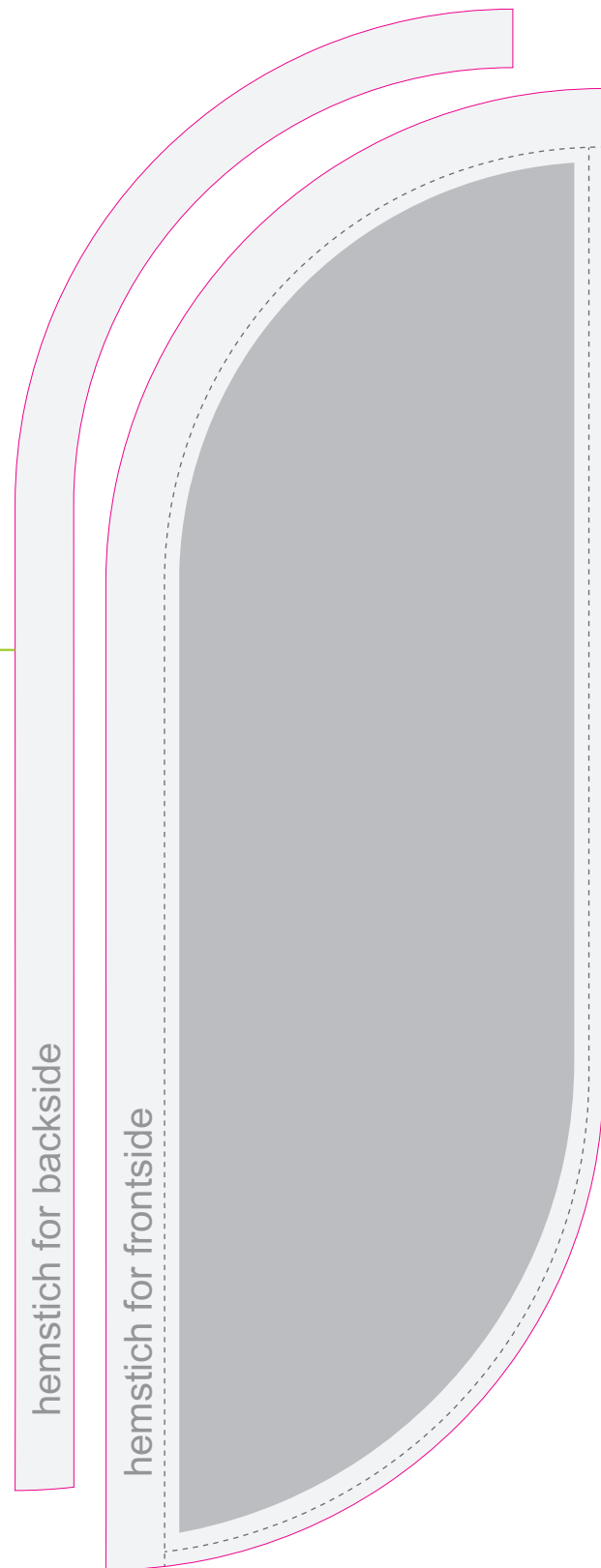
die cut / kiss cut

vector pattern scaled 1:10

when the file is in a rating of 1:10:
resolution for pictures 960 - 1500dpi

Delete the infotext and the other objects from the pattern out of your final print data.

Please do not delete the die cut / kiss cut.



pattern for outdoorflag crest

Please open this PDF file in Adobe Illustrator.

size M

printing size

pattern (1:10) 9,5 x 27,9cm

finally manufactured 79 x 264cm

hemstich

The hemstich is sewn on the back of the flag. We recommend to duplicate our motive / design / color from your artwork.

If there's no extra hem in your printing file we'll use a dominant color of your artwork for the hemstich. If you want a special color for it, please let us know with your order or via eMail.

explanation



artwork incl. bleed for hem (pattern)



We recommend not to place any objects outside of this area.



seam




die cut / kiss cut

vector pattern scaled 1:10

when the file is in a rating of 1:10:
resolution for pictures 960 - 1500dpi

Delete the infotext and the other objects from the pattern out of your final print data.

Please do not delete the die cut / kiss cut.



pattern for outdoorflag crest

Please open this PDF file in Adobe Illustrator.

size L

printing size


pattern (1:10) 10,4 x 39,7cm
finally manufactured 88 x 383cm

hemstich

The hemstich is sewn on the back of the flag. We recommend to duplicate our motive / design / color from your artwork.

If there's no extra hem in your printing file we'll use a dominant color of your artwork for the hemstich. If you want a special color for it, please let us know with your order or via eMail.

explanation



artwork incl. bleed for hem (pattern)



We recommend not to place any objects outside of this area.



seam



die cut / kiss cut

vector pattern scaled 1:10

when the file is in a rating of 1:10:
resolution for pictures 960 - 1500dpi

Delete the infotext and the other objects from the pattern out of your final print data.

Please do not delete the die cut / kiss cut.

Hohlraum für Rückseite

Hohlraumbereich für Vorderseite

