

Promotiontheke Easy Oval

CEOTTB



- Schlankes Design in ovaler Form
- Inklusive Tragetasche für einfachen Transport
- Faltenfreie Promotion dank Stretch-Gewebe und Silikon-Kanten-Druck (SEG)

PRODUKTBLATT

Promotiontheke Easy Oval

CEOTTB

BASISINFORMATIONEN

SKU	Sizes (mm) (A x B x C)	Format (mm)	Sichtbare Größe (mm) (VXxVY)	Lochabstand (mm) (XxY)
CEOTTB	595 x 1010 x 395	600x1005mm	600x1005mm	-

Ausrichtung	Weight (kg)
Senkrecht	6,00

ELEKTRISCHE PARAMETER

Beleuchtung	Lichtfarbe (K)	Helligkeit (cd)	Lichtintensität (lx)	Leistung (W)
Nein	-	-	-	-

VERPACKUNGSGINFORMATIONEN

Verpackungseinheit 1 (mm)	Verpackungseinheit 2 (mm)	Verpackungseinheit 3 (mm)
670 x 480 x 125	-	-

Palette Stückzahl	Palettengewicht (kg)	Palettenart
43	342	EUR


MEHR INFORMATIONEN

Produktzertifizierung	EAN
Nein	8596052178269

MONTAGEANLEITUNGEN

Promotiontheke Easy Oval

CEOTTB



Display Set-Up

Step 1

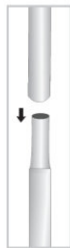
Screw the bottom poles (3) into the base (2) and the top poles (4) into the underside of the top (1).

Numbers near the receptors indicate which poles go where.




Step 2

Flip over the top and connect the poles.



Step 3

Pull the graphic (5) entirely over the top of the counter, align the zipper with the notch on the top of the counter. Feed the graphic's gasket into the top section's groove.



Step 4

Carefully set product on its side or top, on a clean surface. Feed the graphic's bottom gasket into the base's groove.



Storage & Care

Store in case, in a cool, dry location. Clean the hardware with a damp cloth. Machine wash the Graphic cold, on gentle cycle. Air dry only, steam clean for wrinkles and never dry clean.